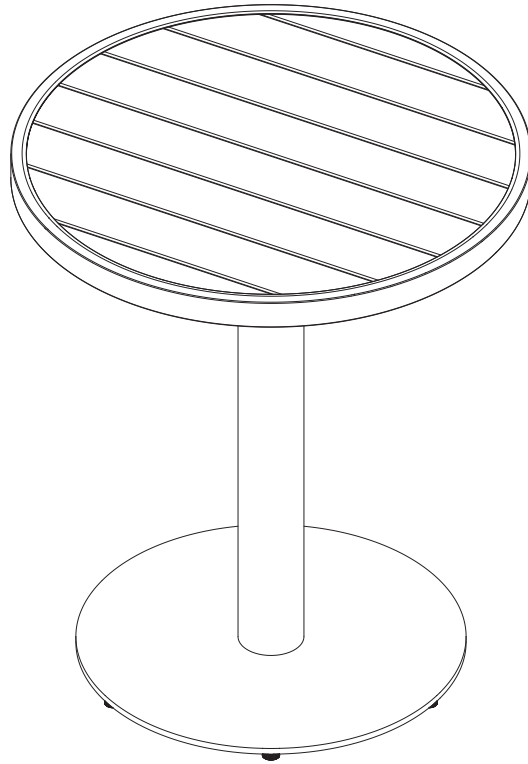



Outdoor Bar Table

OD-RPT-722



Assembly Instructions

v20230714US



NewTechWood

Important Note

Please Read All Sections Carefully Before You Start

For the most up to date information, please visit our website @ www.newtechwood.com

1. Parts

Before assembling, please check the packing parts carefully according to the sections on [page 2](#) and [page 3](#), "[Tools](#)", "[Fasteners](#)" and "[Components](#)" of this Assembly Instruction sheet. If parts are missing, please contact the retailer from which you acquired this table to get the missing parts.

2. Safety

2.1 It is recommended to wear appropriate safety equipment to avoid any risk of injuries but it is not limited to the following safety equipment when assembling the Bar Table: gloves, safety shoes, safety goggles, long sleeves, and pants.

2.2 We recommended assembling the Bar Table by two people to avoid any risk of injuries. **DO NOT** attempt assembling by one person.

2.3 The Bar Table is not designed for use as a standing platform or a ladder. **DO NOT** stand on the table as there is a risk of falling and injury.

3. Tools

Always use the proper tools for assembly.


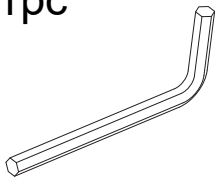

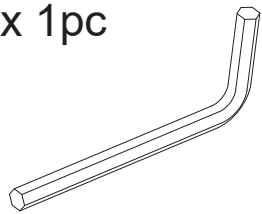
4. Assembling Procedure

4.1 Please follow the steps of the Assembly Instructions sheet in order.






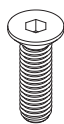
4.2 **DO NOT** tighten all the screws until all the parts are in place and assembling in alignment. Otherwise, it should cause the assembly to be misaligned. It is recommended to turn back the screws in half-turn when the head of the screws touches the parts before tightening all the screws in order.

Warranty: Please visit our website for full warranty @www.newtechwood.com

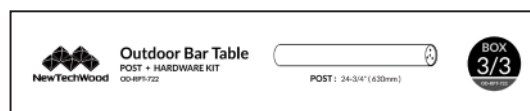
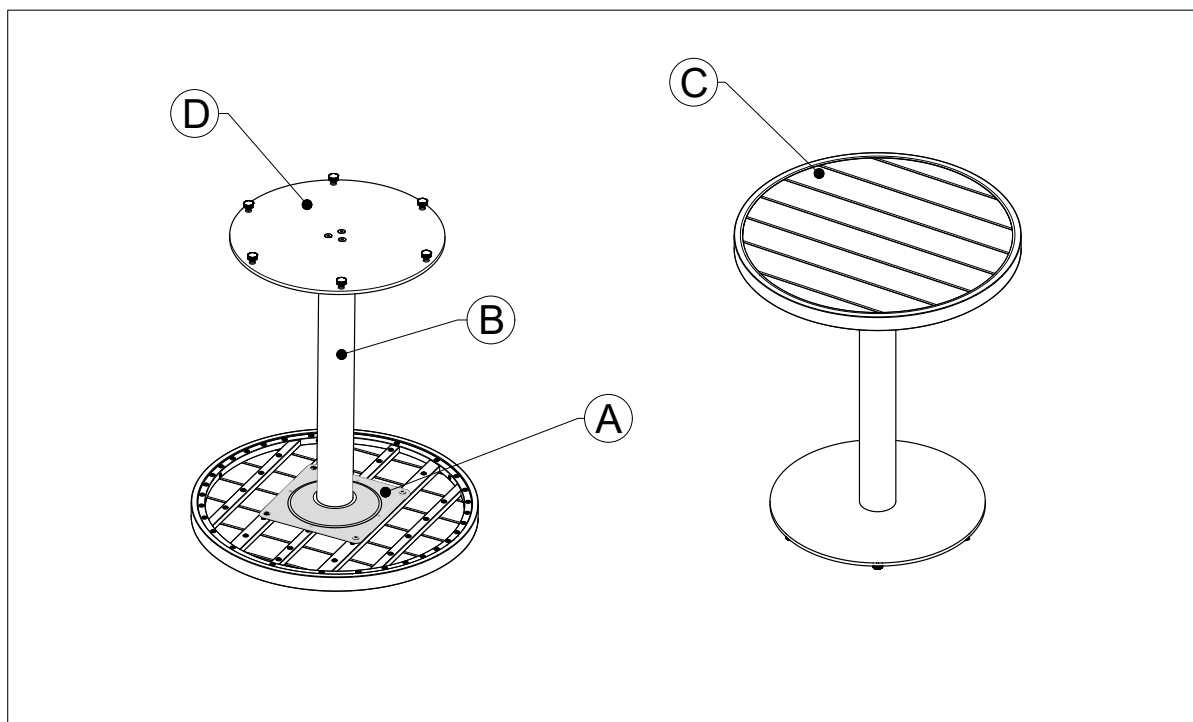
Tools

 T1 x 1pc  Hex Key for screw S1 & S3#	 T2 x 1pc  Hex Key for screw S6#
---	---

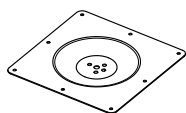
Fasteners

 Screw M6 x 5/8" (16mm)	 Shim Out Ø16 x In Ø6.5 T 1/16" (1mm)	 Screw M8 x 1" (25mm)	 Spring Washer	 Shim Out Ø16 x In Ø8.5 T 1/16" (1.5mm)	 Flat Head Screw M8 x 1" (25mm)
--	---	--	--	---	--

Components



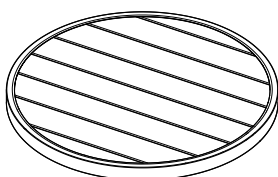
Ⓐ x 1pc



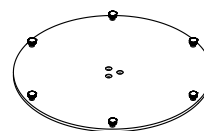
Ⓑ x 1pc



Ⓒ x 1pc

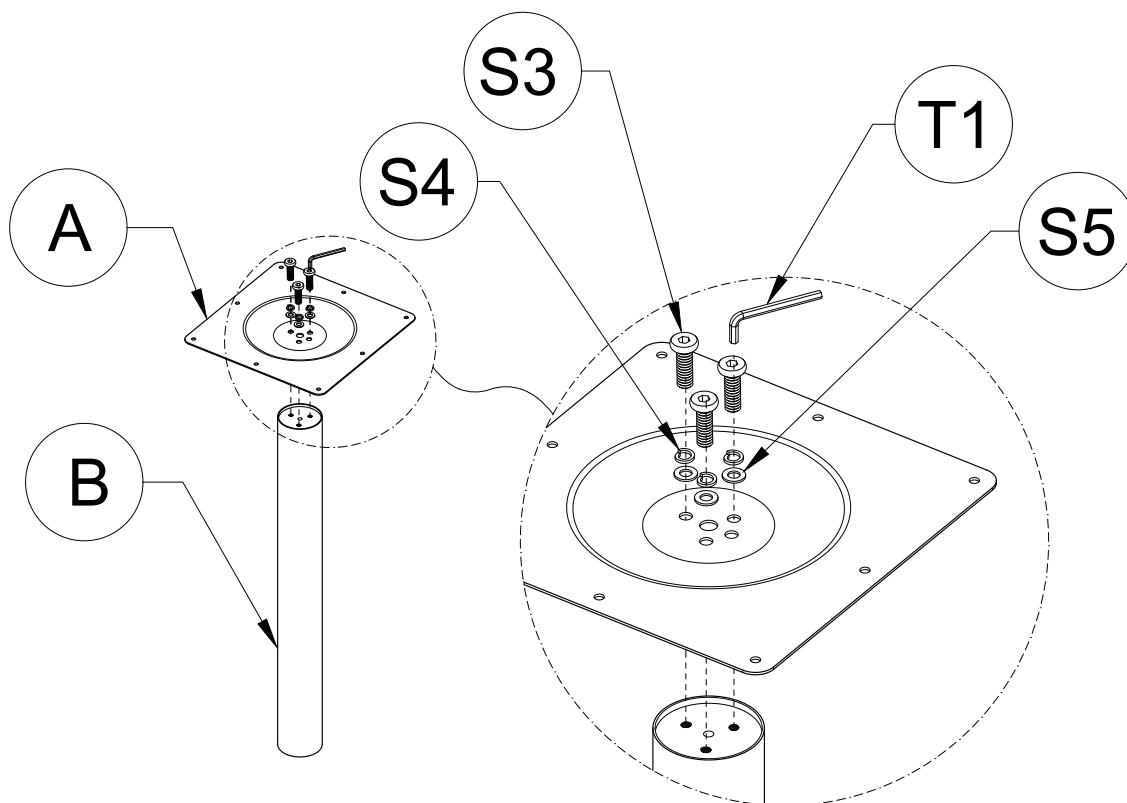


Ⓓ x 1pc

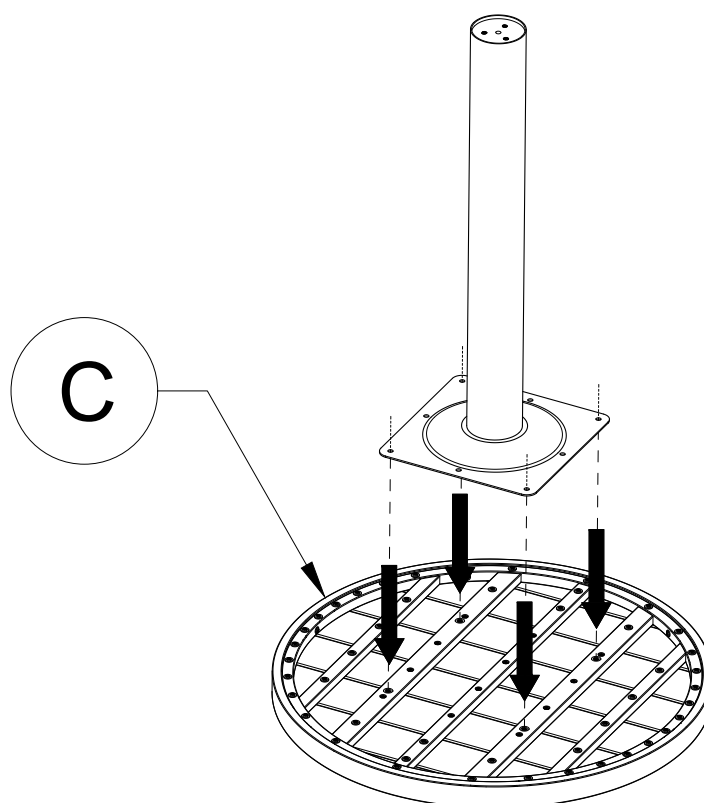


Assembling Procedure

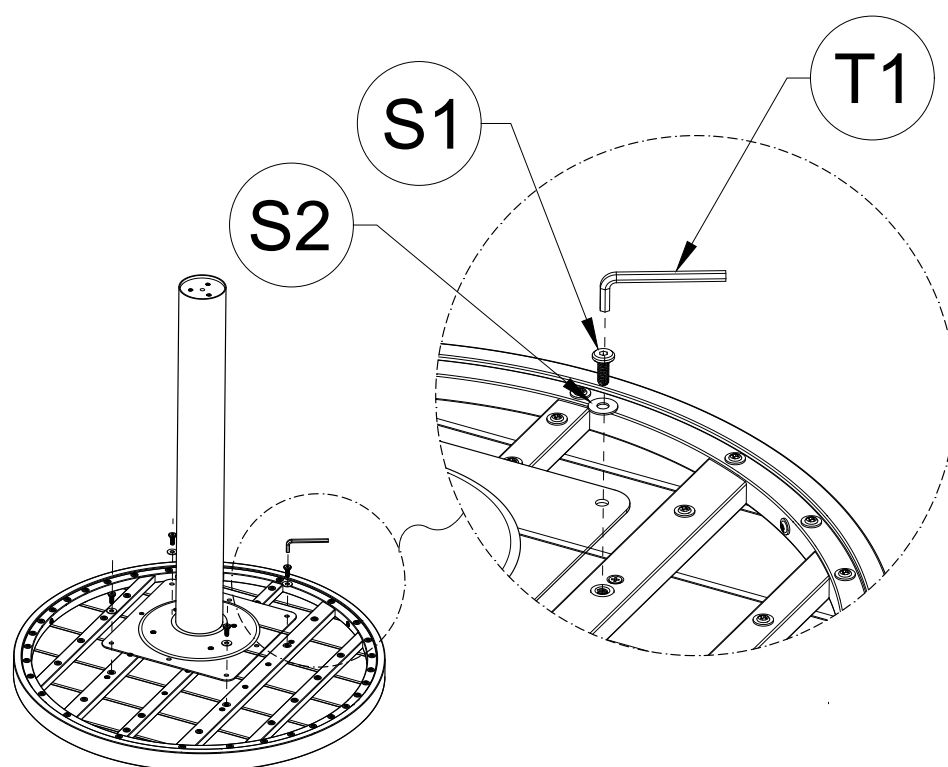
Step 1



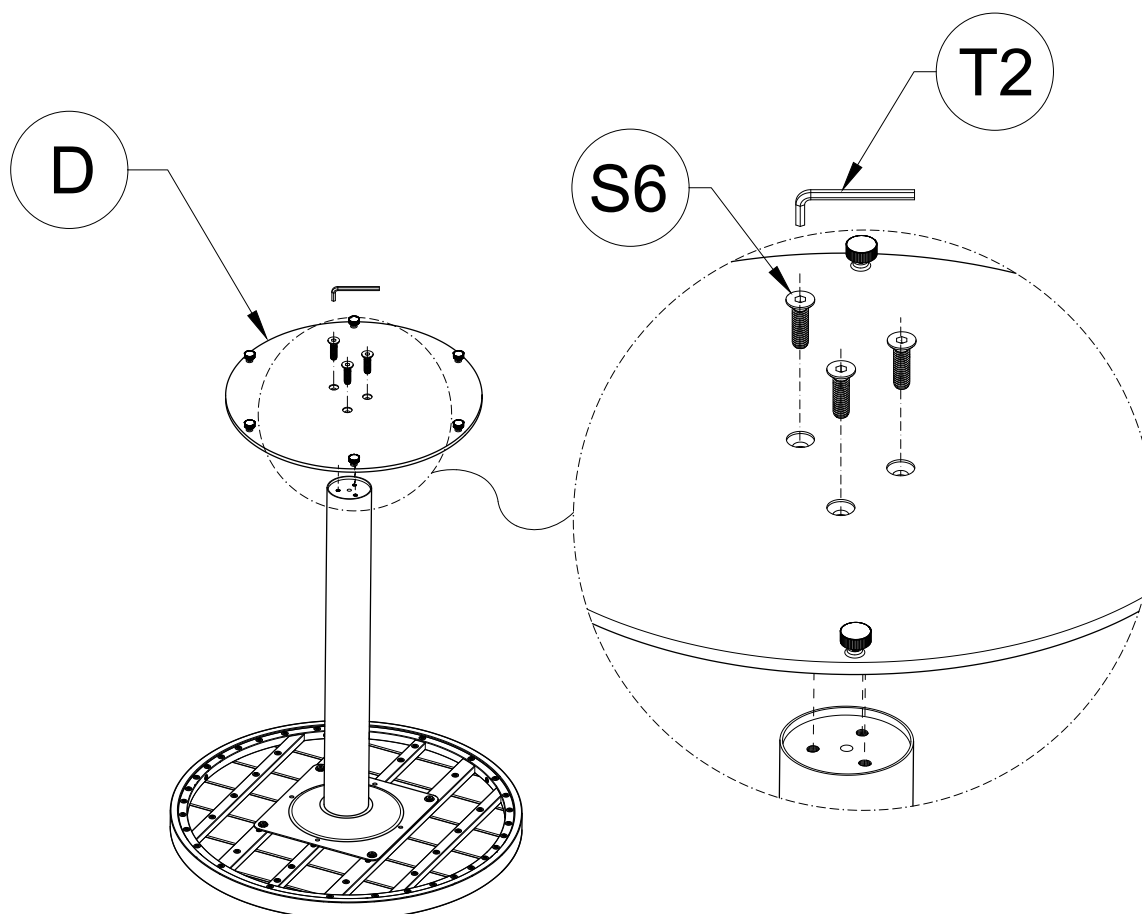
Step 2



Step 3

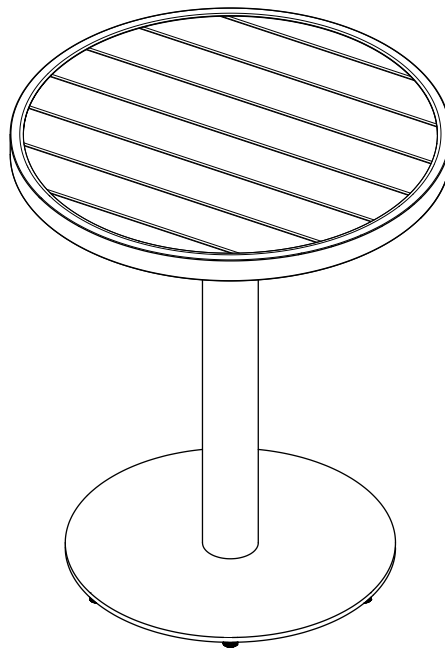


Step 4



Step 5

Turn Over



Thank You

For Your Purchase

We want you to be completely satisfied